



TANKS ORDERING INFORMATION

(Please read before going any further)



Water Tanks

Our one piece heavy duty polyethylene moulded plastic tanks (wall thickness from 4 mm to 12 mm depending on size) can be fitted with our welded hose fittings during production to suit any application or requirement at no extra cost. Our tanks are designed for the safe, reliable storage and transport of drinking water & grey or black waste water, industrial chemicals and much more (not designed for petrol or paraffin fuel storage). They are available in a wide variety of shapes and sizes; we offer the most extensive range of 250+ sizes. Every effort is made to ensure Tank sizes and capacities are accurate, but due to the production process variations can occur. Rotomoulded to be seamless, one-piece, watertight vessels, our tanks will not leak, split, rust or corrode. All our tanks are manufactured to meet the requirements for food and water collection. All our tanks are moulded; they are not welded together from flat sheet plastic with joins that will crack prematurely. Because our tanks have no joins it ensures a very long and trouble free life.

The tanks are black to prevent the growth of algae so your fresh water will stay fresh longer with no aftertaste. Don't be put off by the colour we only use the highest grades of virgin polymers to produce our tanks. Being black no light can enter to the water and therefore no algae and other organisms can grow therefore there will be no bad tastes, your fresh water will stay fresh longer. It is important to use food quality hoses as most water tastes come from the waterborne chlorine leaching plasticizers out of the flexible hoses, leaving a medical/plastic taste (blue hose syndrome). Most of our smaller tanks have anti surge baffles; a C.A.K. TANKS patented invention, to prevent excessive water movement. Being moulded and having no joins ensures a long and trouble free life. We cannot make tanks to individual made to measure sizes as all our tanks require a mould. For bulk requirements of 100 items a mould could be made.

AVAILABILITY

All tanks are usually held in stock but required fittings are installed to individual needs from customer supplied drawings and therefore there is a turnaround time for production. Please order in plenty of time as in busy periods you can wait up to three-four weeks for delivery. IF YOU REQUIRE A TANK MORE URGENTLY HAVE A LOOK AT OUR BLUE AQUA TANKS WHICH ARE AVAILABLE FROM STOCK FOR YOU TO INSTALL YOUR OWN NUT IN FITTINGS (see catalogue page 24)

TANK PRICE INCLUDES

Welded hose fittings in a position to suit your requirements. Welded hose fitting sizes available:- Straight fittings 40mm, 1 1/2", 1", 3/4", 15mm, 1/2", 12mm, 10 mm. For individual fitting requirements please send sketch of drain tap & hose fitting positions with order. See reverse of order form. **We do not take verbal instructions for the positioning of tank fittings, WE MUST RECEIVE A SKETCH OF THE POSITIONS. See price list for guidance on what information is needed on your drawing. Nut in fittings are at extra cost.**

ADDITIONAL EQUIPMENT INSTALLATION

Level indicators, hatches & sub pump adaptors can be fitted to black tanks while in production at no extra charge for labour.

TANK PRICE INCLUDES

Welded hose fittings in a position to suit your requirements. Welded hose fitting sizes available:- Straight fittings 40mm, 1 1/2", 1", 3/4", 15mm, 1/2", 12mm, 10 mm. For individual fitting requirements please send sketch of drain tap & hose fitting positions with order. See reverse of order form. We do not take verbal instructions for the positioning of tank fittings.

TO FIND YOUR TANK

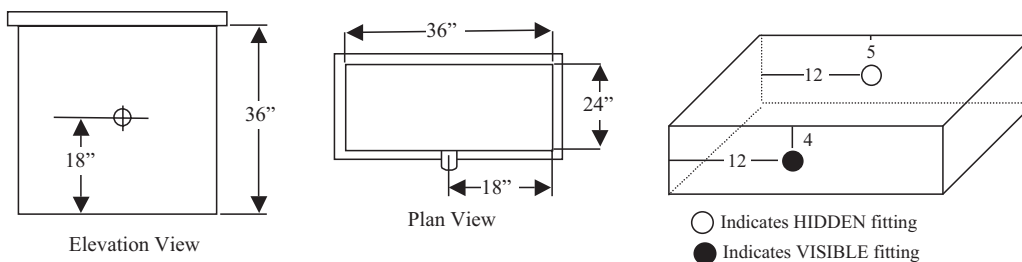
The tanks appear in the catalogue in length order with longest size first. Firstly look in the vehicle applications table to see if your vehicle is listed. If it is, you must measure to confirm the tank will fit where it is intended to go. Many vehicles are modified in some way from the manufacturers' standard that could prevent the standard tank from fitting. If your vehicle is not in the list, find the maximum length you have and work through the catalogue tank lists to find the best tank shape to fit your available space. Although tanks may be marked F or W (Fresh or Waste) they can be used for both applications, but you will need to inform us how you intend to connect the tanks. Our tanks cannot be used for petrol or diesel. Year information: <98 means up to and including that year, 98> means that year and after.

IN ORDER TO ENSURE THE TANK YOU ORDER WILL FIT YOUR NEEDS WE RECOMMEND THE FOLLOWING:

- Carefully measure the available space (length, width and height) whether it is under the chassis, in a bed box etc. where you plan to install your tank. Since these tanks are generally rectangular in shape, keep in mind they may be used in any position, though if placed up on edge, they will need bracing and supporting. Plan for additional space when fittings and/or fill lids are required. Fittings in general protrude around 60mm (2.5 ")
- Remember that most of our tanks are one piece sealed mouldings. This means there are no predetermined access holes. If you want to fill and empty the tank, which we assume you do, you will want to select fittings and accessories that are appropriate for your project. See our entire selection of tank fittings, filler caps and lids, in our catalogue. Tanks marked FRC, RRC & MTC have the option of our fully sealed cap at a specific position on the tank. If you require an access cap in the base of your tank only tanks with RRC are suitable, unless you specify our 10" hatch THSO10 to be installed. No other caps or hatches are suitable to be installed in the base.
- Once you have selected the fittings that are necessary to complete your project, fill out our Order Form. And enclose a suitable sketch drawing for tanks where you wish us to place fittings in a non standard application. You can of course order the tank plain and order separately an Access Cap / Hatch and a selection of Nut In Fittings to assemble the tank yourself.
- It is very important to be as precise as possible when specifying tank fittings and accessories. Location, type and size of fittings must be noted clearly on your drawing. If more than one fitting is being specified, mark each fitting with a letter A, B, C etc. and identify the size and use of each fitting next to your drawing. I.e. 40mm Filler, 10mm vent/breather/overflow, 15mm Pump connection and 25mm drain connection. See back of order form for sizes available. Dimensional drawings are available for all tanks in the catalogue. Copy and enlarge a drawing and send or fax in with your order. Mark tank drawing top, front, back, side & bottom to identify which way up you are using tank.

EXAMPLE ORDER.

Indicate width, length and height of tank using inches or millimetres.



Plan View: indicate the distance of the connection from edge of tank.

Elevation View: indicate in inches or millimetres the height from the centre of the fitting to the base of the tank. Or mark connection as low as possible.

Example: 36" long x 24" wide x 36" High. Fitting is 18" in from end along the 36" sidewall, 18" up from base.



CAKTSC100 TANKKLEEN FRESH WATER TANK CLEANER & STERILISER.

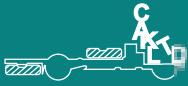
Tankkleen is the only product we recommend for cleaning C.A.K. Tanks and water systems. It is very safe and leaves no after taste as it is used also for cleaning winemaking equipment. Do not be tempted to use chlorine based cleaners as they will attack piping and other plastics leaving a nasty medical taste (See Page 63).



TLTFR15 THETFORD TANK FRESHENER

Recommended by C.A.K. Tanks for waste tank cleaning. Thetford Tank Freshener reduces deposits and grease contamination in your waste tank and pipework. Prevents unpleasant smells, improving hygiene, while promoting trouble free discharge of your tank. The pleasantly pine-scented thickened non-drip formula is not harmful to the environment and safe on all plastics. Not for fresh or toilet waste tanks. (See page 63).

WE NOW OFFER INSTALLATION & REPAIR SERVICE BY SupremeTech.co.uk



C.A.K. TANKS KIT CONTENTS

(Please read before going any further)



BELOW WE HAVE LISTED THE CONTENTS OF KITS. YOU DO NOT HAVE TO HAVE THESE KITS YOU CAN ORDER ITEMS INDIVIDUALLY. CODES AND PRICES HAVE BEEN LISTED HERE FOR YOUR CONVENIENCE. TANKS AND KITS DO NOT COME WITH FITTING INSTRUCTIONS, SO IF YOU ARE UNSURE AT THE TIME OF FITTING PLEASE PHONE TECHNICAL DEPARTMENT.

STANDARD KITS TYPE F AND W. WILL BE SUPPLIED WHEN ORDERING STANDARD KITS (Only available where marked)

Within the applications list we show a number of kits for tanks to fit specific vehicles, though you may find other tanks will fit in alternative positions. Please measure to ensure the tank you order will fit your vehicle as many vehicles are modified or manufacturers make base vehicle changes in production. For standard kits you do not need to send in a tank drawing. If you find a standard tank will not fit your vehicle, please find an alternative tank from the list and make up the required kit from the individual items within the price list (see kit contents below as a guide). The kit price includes tank fittings where appropriate and installation kit.

STANDARD FRESH KIT TYPE F KIT CONTENTS (THIS IS WHAT YOU WILL RECEIVE IF ORDERING A STANDARD FRESH TANK KIT) FOR A F20SHORT BLACK FILLER ORDER FB KIT. FOR A F23SHORT WHITE WATER FILLER ORDER FW KIT.

Fresh Water Tank tailored with hose connections to suit the vehicle, (40 mm inlet, vents, 15 mm pump connector & 1" outlet to fit remote drain tap DTB).

CODE	QTY	DESCRIPTION
F**SHORT	1	WATER FILLER LOCKING
H4S	1 M	40MM SUPAFLEX HOSE
HC4	2	40MM HOSE CLIPS
TB2	1	SET OF FIXING BRACKETS
HBSET4	1	SET OF 4 X 4" HOOKBOLTS
DWO	1	DRINKING WATER STICKER
4RTB	1	BLUE REMOTE TAP KIT 4"



STANDARD KIT F

STANDARD WASTE KIT TYPE W KIT CONTENTS (THIS IS WHAT YOU WILL RECEIVE IF ORDERING A STANDARD TANK KIT)

Waste Water Tank tailored with hose fittings to suit the vehicle, (one or more inlets 3/4" 20 mm, vents, & 1" outlet to fit remote drain tap DTG).

CODE	QTY	DESCRIPTION
TB2	1	SET OF FIXING BRACKETS
HBSET4	1	SET OF 4 X 4" HOOKBOLTS
WDS	1	WASTE DRAIN STICKER
4RTG	1	GREY REMOTE TAP KIT 4"



STANDARD KIT W

SOME TANKS IN STANDARD KITS WILL RECEIVE A WELDED CRADLE INSTEAD OF A SET OF BRACKETS (Boxer fresh & T5 waste etc). Ducato, Relay or T5 waste kits have 1 x mtr of H2S supaflex to remote mount the waste drain tap. VW T4 fresh kits have a floor support angle in the kit.

NEW VW T5 FRESH TANK KIT. T5 STEP AND T5 SKIRT TANK PAIR WITH SPECIAL FITTING KIT INCLUDING TANKS USE KIT CODE CAK-T5PAIRB FOR KIT WITH BLACK FILLER OR KIT CODE CAK-T5PAIRW FOR KIT WITH WHITE FILLER.

FOR TANKS WHERE A STANDARD KIT IS NOT AVAILABLE PLEASE ORDER ONE OF THE FOLLOWING. ORDER UF**B FOR BLACK FILLER OR UF**W FOR WHITE FILLER.

UF20 UNIVERSAL FRESH KIT TYPE UF20 KIT CONTENTS (FOR TANKS UP TO 20 GALLONS, 100 LITRES)
F**SHORT Locking water filler (black or white as applicable), 1 M H4S 40 mm supaflex inlet hose, 2 X 40mm HC4 hose clips, one set of UTMK fixing strap kit, DWO drinking water sticker, 4RTB remote drain tap.

UF40 UNIVERSAL FRESH KIT TYPE UF40 KIT CONTENTS (FOR TANKS 20 TO 40 GALLONS, 100-200 LITRES)

F**SHORT Locking water filler (black or white as applicable), 1 M H4S 40 mm supaflex inlet hose, 2 X 40mm HC4 hose clips, two sets of UTMK fixing strap kit, DWO drinking water sticker, 4RTB remote drain tap.

UW20 UNIVERSAL WASTE KIT TYPE UW20 KIT CONTENTS (FOR TANKS UP TO 20 GALLONS, 100 LITRES)

One set of UTMK fixing strap kit, WDS waste drain sticker, 4RTG remote drain tap & hose clips.

UW40 UNIVERSAL WASTE KIT TYPE UW40 KIT CONTENTS (FOR TANKS 20 TO 40 GALLONS, 100-200 LITRES)

Two sets of UTMK fixing strap kit, WDS waste drain sticker, 4RTG remote drain tap & hose clips.

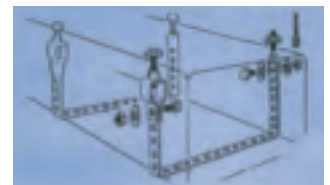
In cases of requiring larger capacities two or more tanks can be linked together by means of 1" (25 mm) straight connectors on tank side's one top & one at base. This application is particularly useful for Narrowboats where hatch access is restricted.

UNIVERSAL TANK MOUNTING KIT

A neat set of punched strap and mounting fastenings to bolt tank through the floor. Tanks up to 20 gallons (100litres) require one set of UTMK. Tanks from 20 to 40 gallons (100 to 200 litres) will require two sets of UTMK. We do not recommend you use UTMK on tanks larger than 40 gallons, in this case we recommend you contact your local blacksmith to make suitable fixing brackets.

UTMK Universal tank mounting kit has 4.5 mtr of coated pre punched banding with kit of fasteners to attach tank.

UTS Roll of punched banding strap only 4.5 mtr.



OPTIONAL 5" RED ACCESS CAP or 4" MALE THREADED CAP

A fully sealed access cap THCAP5 or THCAP4 can be supplied as an option with this tank at a further charge (see price list) Tanks can be installed with the cap facing upwards or downwards. **PLEASE NOTE** provision of a RRC red cap will increase height of tank by 40mm (1 1/2"). Tanks with FRC or MTC are designed for cap to be at top of tank because cap is recessed, but can be used with cap at base. But you would not be able to use cap for full drainage. Please bear this in mind when ordering.

CAP OPTION CAN ONLY BE FITTED TO TANKS MARKED FRC, RRC OR MTC AT TIME OF MANUFACTURE.

RRC Raised red cap. THCAP5 Increases height measurement of tank by 40mm (1 1/2")

FRC Flush red cap. THCAP5 As this is flush fitted it does not increase tank height measurement.

MTC Male threaded cap THCAP4 As this is flush fitted it does not increase tank height measurement.

TANKS IN SIZE ORDER BY LONGEST SIZE.
WE CAN PUT CONNECTION FITTINGS IN TO SUIT REQUIREMENTS.
WE DO NOT MAKE TANKS TO SPECIFIC SIZES.
SIZES AND CAPACITIES APPROXIMATE. © C.A.K. TANKS DESIGN RIGHT
WE NOW OFFER INSTALLATION & REPAIR SERVICE BY SupremeTech.co.uk



0844 414 2324



0844 414 2425



TANKS ORDERING INFORMATION

(Please read before going any further)



VEHICLE APPLICATIONS LISTING FOR C.A.K. TANKS

(Catalogue Page Number for Tank Drawing is shown in RED)

VEHICLE MAKE	TANK CODE & NAME (KIT TYPE)	APPROXIMATE FITTING POSITION (PLEASE MEASURE)
CITROEN C25	084 SEVEL (F) – 68 lit (11)	AT REAR BEHIND AXLE
TALBOT EXPRESS	065 VILLA (W) – 34 lit (13)	IN CENTRE IN FRONT OF REAR AXLE
FIAT DUCATO 1 & 2 UP TO 94		
CITROEN RELAY TO 01	123 BOXER (F) – 59 lit (11)	EXTERNALLY BELOW PASSENGER SEAT
PEUGEOT BOXER TO 01	121 RELAY (W) – 39 lit (13)	IN CENTRE IN FRONT OF REAR AXLE
FIAT DUCATO 3 / 94 TO 01		
CITROEN RELAY 01 – 06	123 BOXER (F) ALL – 59 lit (11)	EXTERNALLY BELOW PASSENGER SEAT
PEUGEOT BOXER 01 – 06	194 DUCATO (W) ALL – 39 lit (13)	IN CENTRE IN FRONT OF REAR AXLE
FIAT DUCATO 4 / 01 – 06	197 C197 (F) LWB ONLY – 59 lit (11)	CENTRE & SIDE IN FRONT OF N/S REAR WHEEL
CITROEN RELAY 06 ON (X250)	223 (F) MWB & LWB – 66 lit (8)	N/S BETWEEN CHASSIS & HANDBRAKE ROD
PEUGEOT BOXER 06 ON (X250)	233 (F) XLWB ONLY – 91 lit (7)	N/S BETWEEN CHASSIS & HANDBRAKE ROD
FIAT DUCATO 5 / 06 ON (X250)	224 (W) MWB & LWB – 50 lit (11)	O/S BETWEEN CHASSIS & HANDBRAKE ROD
	223 (W) XLWB ONLY – 66 lit (8)	O/S BETWEEN CHASSIS & HANDBRAKE ROD
PEUGEOT EXPERT 2007 ON	229 – (F) EXPERT – 40 lit (12)	(APPROX BETWEEN CHASSIS & EXHAUST)
CITROEN DISPATCH 2007 ON	230 (W) DESPATCH – 21 lit (11)	(APPROX BETWEEN CHASSIS & EXHAUST)
FIAT SCUDO 2007 ON	232 – (F) SCUDO FRESH – 29 lit (13)	(APPROX BETWEEN CHASSIS & EXHAUST)
	231 – (W) SCUDO WASTE – 19.5 lit (14)	(APPROX BETWEEN CHASSIS & EXHAUST)
FORD TRANSIT 86 to 91	088 N G T TANK (F) – 50 lit (12)	O/S BEHIND DRIVERS STEP
FORD TRANSIT 91 ON - SWB	088 N G T TANK (F) – 50 lit (12)	O/S BEHIND DRIVERS STEP
	086 BB5 (W) – 18 lit (15)	N/S BEHIND FUEL TANK
FORD TRANSIT 91 ON - LWB	088 N G T TANK (F) – 50 lit (12)	O/S BEHIND DRIVERS STEP
	078 HB13 / 082 SB12 (W) – 52/50 lit (9 / 9)	N/S BEHIND FUEL TANK
TRANSIT 2001 ON – SWB FWD	190 TRANSIT 2000 (F) – 54 lit (8)	O/S BEHIND DRIVERS STEP
	191 OR 192 (W) – 30 lit (12 / 15)	N/S TOWARDS REAR HALF OF STEP & CHASSIS
TRANSIT 2001 ON - MWB RWD	045 MERC 307 (F) – 50 lit (9)	O/S BEHIND DRIVERS STEP
	(W)	
TRANSIT 2001 ON – LWB RWD	126 DART (F) – 68 lit (8)	O/S BEHIND DRIVERS STEP
	061 A10 (W) – 36 lit (10)	N/S BEHIND FUEL TANK
LDV CONVOY (PEUGEOT ENG)	137 TRENT (F) – 73 lit (8)	O/S BEHIND DRIVERS STEP (CHECK EXHAUST)
(FORD ENGINE)	126 DART (F) – 68 lit (8)	O/S BEHIND DRIVERS STEP (CHECK LENGTH)
	020 WAFER (W) – 36 lit (16)	
LDV PILOT/ 200	014 LEYLAND/ SHERPA (F) – 64 lit (11)	O/S BEHIND DRIVERS STEP
MERC 207/8 307/8/10 407/8 PRE 95	045 MERC 307 (F) – 50 lit (9)	OPPOSITE POSITION TO FUEL TANK
SPRINTER/ NEW LT - PETROL	154 SPRINT PETROL (F) – 50 lit (7)	O/S BEHIND & BELOW DRIVERS STEP
SPRINTER/ NEW LT - DIESEL	148 SPRINT DIESEL (F) – 54 lit (10)	O/S BEHIND DRIVERS STEP
	149 MBSW (W) – 29 lit (13)	N/S BEHIND FUEL TANK
NEW SPRINTER / CRAFTER	(F) 045 MERC-50 lit (9) / 126 DART-68 lit (8)	
(Approx 2005 onwards)	(W) 088 NGT-50 lit (12)/ 065 VILLA-34 lit (13)	
RENAULT TRAFFIC	063 A13 (F) – 50 lit (9)	N/S UNDER SIDE DOOR FLOOR
VAUXHALL ARENA	035 MK II VW SM (W) – 32 lit (8)	CENTRALLY MOUNTED
RENAULT NEW TRAFFIC 07/01 ON	209 TRAFFIC – 48 lit (11)	CENTRALLY BEHIND FUEL TANK
VAUXHALL VIVARO	208 VIVARO – 36 lit (11)	CENTRALLY IN FRONT OF FUEL TANK BELOW CAB FLOOR
	210 VIVARO SKIRT – 20 lit (14)	N/S UNDER SKIRT
RENAULT MASTER 99 TO 2009 ON	193 MOVANO (F) MWB & LWB – 81 lit (11)	CENTRE IN FRONT OF REAR AXLE
VAUXHALL MOVANO TO 2009	221 MASTER (W) – 36 lit (12)	BETWEEN FRESH TANK 193 & IN FRONT OF AXLE
	065 VILLA (W) – 34 lit (13)	BEHIND AXLE
VW OLD LT TO 96	022 VW LT FRESH – 68 lit (13)	O/S BEHIND DRIVERS FRONT JACK POINT
	021 VW LT WASTE – 54 lit (15)	O/S FOLLOWS ON BEHIND FRESH
VW T2S 80 TO 90	045 MERC 307 (F) – 50 lit (9)	N/S BEHIND SKIRT UNDER SLIDING DOOR
	065 VILLA (W) – 34 lit (13)	O/S BEHIND SKIRT
VW T4 (Approx 1990 onwards)	079 T4 TANK (F) – 74 lit (11)	CENTRALLY TO REAR OF FUEL TANK
	096 VISION (W) – 31 lit (10)	BELOW SLIDING DOOR STEP
VW T5 (Approx 2003 onwards)	204 T5 STEP – 27 lit (14)	TWIN TANKS O/S UNDER DRIVERS STEP & SKIRT
	205 SKIRT TANK (F) – 21 lit (12)	
	203 T5 WASTE (W) – 38 lit (14)	CENTRE REAR IN FRONT OF SPARE WHEEL NOT SYNCHRO.
	206 / 214 T5 INTERNAL (F) – 42/32 lit (12)	DESIGNED TO FIT UP TO AND OVER REAR WHEEL ARCH

THIS LIST IS NOT EXHAUSTIVE; MANY OTHER TANKS WILL FIT IN OTHER POSITIONS. THIS MAY SUIT YOUR CONVERSION BETTER. ABOVE LIST IS FOR GUIDANCE ONLY. PLEASE MEASURE TO ENSURE THE TANK YOU ORDER WILL FIT YOUR VEHICLE AS MANY VEHICLES ARE MODIFIED FROM STANDARD, OR, MANUFACTURERS MAKE BASE VEHICLE CHANGES IN PRODUCTION.

WE NOW OFFER INSTALLATION & REPAIR SERVICE BY SupremeTech.co.uk



THERMOTANK RANGE

Special fully insulated underfloor water tanks. Over five years of design refinement and testing have provided the ultimate water tank. Double skinned & foam insulated with all connections on top to come up through the floor. The tanks are installed with four bolts through the floor rails.

141 – MK1 THERMOTANK 16 GALL / 73 LIT			151 – MKII THERMOTANK 13 GALL / 60 LIT			188 – MKIII THERMOTANK 16 GALL / 72 LIT		
Length	Width	Height	Length	Width	Height	Length	Width	Height
43" 1090	25" 636	6 3/4" 170	40" 1015	25 5/8" 600	6 7/8" 175	33 1/2" 850	18 1/4" 465	11" 280

C.A.K. POLYETHYLENE TANKS

We design, develop and manufacture an extensive range of storage tanks from 1 to 97 gallons, suitable for drinking water, waste & toilet discharge. Our tanks are moulded in black polyethylene to the highest specifications for drinking water use. They are one piece seam free mouldings for long term reliability & in black to prevent the growth of algae which causes bad tastes which can occur in white or clear containers. All hose connections can be plastic welded in to suit the individual requirements at no extra charge to ensure a trouble free product to meet our fix and forget reputation providing tanks of unprecedented quality and reliability. Comprehensive water supply fixing kits to suit most vehicles are available on request to ensure a trouble free installation. C.A.K. Tanks are patented, with anti-surge baffles built into most tanks.

039 – STATIC 67 GALL / 304 LIT 			114 – HWW 62 GALL / 282 LIT 			154 – SPRINTER PETROL 11 GALL / 50 LIT 			233 – X250 XL FRESH 20 GALL / 91 LIT 		
Length	Width	Height	Length	Width	Height	Length	Width	Height	Length	Width	Height
71 1/2" 1816	35 1/2" 902	8" 204	67" 1700	20" 510	13 3/4" 350	58 1/2" 1488	13" 330	5 1/2" 140	56 1/4" 1430	16 3/8" 415	8" 203
168 – THAMES 36 GALL / 164 LIT 			186 – KIELDER 55 GALL / 251 LIT 			112 – HFW 74 GALL / 336 LIT 			180 – DERWENT 93 GALL / 423 LIT 		
Length	Width	Height	Length	Width	Height	Length	Width	Height	Length	Width	Height
53 1/2" 1360	25 1/2" 650	8" 200	53 1/2" 1360	25 1/2" 650	11 3/4" 300	53 1/2" 1360	25 1/2" 650	15 3/4" 400	53 1/2" 1360	25 1/2" 650	19 5/8" 500
143 – ECON 66 GALL / 300 LIT 			098 - CANARD 19 GALL / 85 LIT 			034 – MKII VW LARGE 11 GALL / 52 LIT 			<p style="text-align: center;">TANKS IN SIZE ORDER BY LONGEST SIZE. WE CAN PUT CONNECTION FITTINGS IN TO SUIT REQUIREMENTS. WE DO NOT MAKE TANKS TO SPECIFIC SIZES. SIZES AND CAPACITIES APPROXIMATE. <small>©C.A.K. TANKS DESIGN RIGHT</small></p>		
Length	Width	Height	Length	Width	Height	Length	Width	Height			
52" 1320	24 3/4" 630	22" 560	48 3/4" 1240	17 1/8" 435	6 5/8" 168	48.7" 1238	12" 305	5 3/4" 146			

WE NOW OFFER INSTALLATION & REPAIR SERVICE BY SupremeTech.co.uk



0844 414 2324



0844 414 2425



C.A.K. TANKS

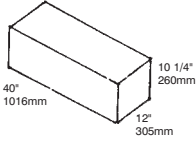
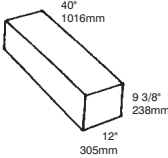
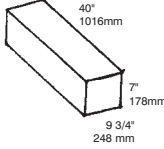
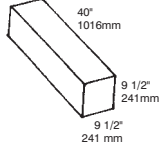
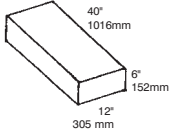
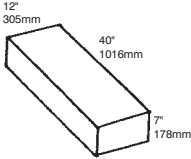
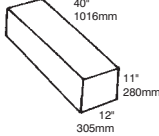
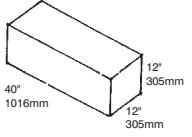
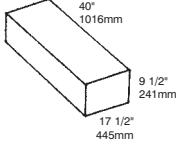
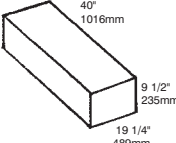
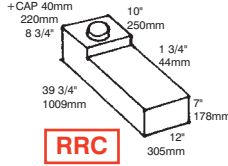
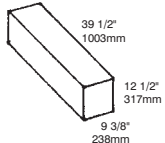
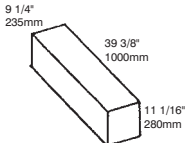
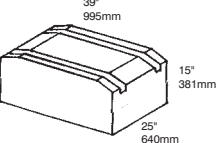
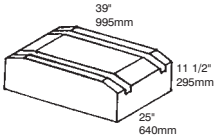
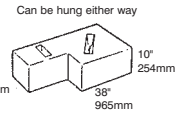
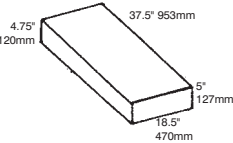
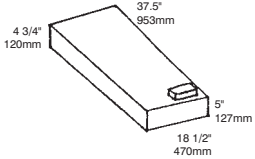
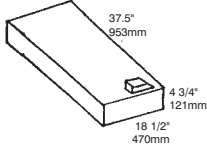
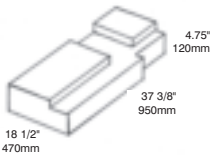


Water Tanks

129 – Q4 23 GALL / 109 LIT			062 – DELTA 35 GALL / 159 LIT			058 – A20 22 GALL / 100 LIT			076 – HB80 80 GALL / 363 LIT		
Length	Width	Height	Length	Width	Height	Length	Width	Height	Length	Width	Height
48"	12"	12"	48"	17"	13"	48"	21 3/4"	6"	47 1/2"	39"	11 1/2"
1219	305	305	1219	431	330	1219	552	152	1210	995	295
137 – TRENT 16 GALL / 73 LIT			091 - PLT 23 GALL / 105 LIT			013 – SLIMLINE 7 GALL / 31 LIT			132 – GILLETTE 15 1/2 GALL / 69 LIT		
Length	Width	Height	Length	Width	Height	Length	Width	Height	Length	Width	Height
47"	15"	7"	46"	31 1/2"	6 1/2"	46"	7 1/2"	6 1/2"	46"	31 1/2"	3 1/2"
1194	381	177	1169	800	165	1168	191	165	1168	800	89
126 – DART 15 GALL / 68 LIT			035 – MKII VW SMALL 7 GALL / 32 LIT			042 – HB25 28 GALL / 127 LIT			142 – SANDWICH 9 GALL / 41 LIT		
Length	Width	Height	Length	Width	Height	Length	Width	Height	Length	Width	Height
45 3/8"	12"	8 1/2"	45.2"	8 1/2"	5 3/4"	45"	21"	9"	44 1/2"	25"	2 5/8"
1152	305	216	1149	216	146	1143	533	228	1130	635	67
190 – TRANSIT 2000 SWB FWD 12 GALL / 54 LIT			223 – X250 LWB FRESH 14 GALL / 66 LIT			184 – CONISTON 32 GALL / 145 LIT			125 – HF2 66 GALL / 300 LIT		
Length	Width	Height	Length	Width	Height	Length	Width	Height	Length	Width	Height
44"	13"	7 1/2"	43 3/4"	13 3/8"	8"	43 1/4"	35"	6 1/2"	43 1/4"	35"	13"
1120	330	185	1110	340	203	1100	900	165	1100	900	340
200 – NENE 20 GALL / 92 LIT			179 – AVON 29.5 GALL / 134 LIT			029 – 40" SLIMLINE 6 GALL / 27 LIT			<p style="text-align: center;">TANKS IN SIZE ORDER BY LONGEST SIZE. WE CAN PUT CONNECTION FITTINGS IN TO SUIT REQUIREMENTS. WE DO NOT MAKE TANKS TO SPECIFIC SIZES. SIZES AND CAPACITIES APPROXIMATE. <small>© C.A.K. TANKS DESIGN RIGHT</small></p>		
Length	Width	Height	Length	Width	Height	Length	Width	Height			
41 3/4"	17 3/8"	7 3/4"	41"	29 1/2"	10 1/2"	40"	7 1/2"	6 1/2"			
1060	440	197	1040	740	265	1018	191	165			

WE NOW OFFER INSTALLATION & REPAIR SERVICE BY SupremeTech.co.uk



199 – LT307 16 GALL / 73 LIT			201 – 407 TANK 14 GALL / 64 LIT			195 – HIACE 9 GALL / 41 LIT			070 – C70 12 GALL / 52 LIT		
											
Length	Width	Height	Length	Width	Height	Length	Width	Height	Length	Width	Height
40" 1016	12" 305	10 1/4" 260	40" 1016	12" 305	9 3/8" 238	40" 1016	9 3/4" 248	7" 178	40" 1016	9 1/2" 241	9 1/2" 241
074 – TOWBAR 9 GALL / 41 LIT			045 – 307 MERC 11 GALL / 50 LIT			106 – MT307 17 GALL / 77 LIT			072 – HI-TOP 307 19 GALL / 86 LIT		
											
Length	Width	Height	Length	Width	Height	Length	Width	Height	Length	Width	Height
40" 1016	12" 305	6" 152	40" 1016	12" 305	7" 178	40" 1016	12" 305	11" 280	40" 1016	12" 305	12" 305
080 – C80 22 GALL / 100 LIT			090 – C90 24 GALL / 109 LIT			145 – CAMEO 13 GALL / 59 LIT			100 – C100 16 GALL / 68 LIT		
											
Length	Width	Height	Length	Width	Height	Length	Width	Height	Length	Width	Height
40" 1016	17 1/2" 445	9 1/2" 241	40" 1016	19 1/4" 489	9 1/2" 235	39 3/4" 1009	12" 305	8 3/4" 220	39 1/2" 1003	9 3/8" 238	12 1/2" 317
093 – C93 13 GALL / 59 LIT			218 – HB50 53 GALL / 240 LIT			075 – HB40 38 GALL / 172 LIT			024 – LHD ROYALTY 19 GALL / 86 LIT		
											
Length	Width	Height	Length	Width	Height	Length	Width	Height	Length	Width	Height
39 3/8" 1000	9 1/4" 235	11 1/16" 280	39" 995	25" 640	15" 381	39" 995	25" 640	11 1/2" 295	38" 965	16" 406	10" 254
063 – A13 11 GALL / 50 LIT			078 – HB13 11 GALL / 50 LIT			082 – SB12 10 GALL / 45 LIT			228 – TRANSIT 2007 NS FRESH 16 GALL / 72 LIT		
											
Length	Width	Height	Length	Width	Height	Length	Width	Height	Length	Width	Height
37 1/2" 953	18 1/2" 470	5" 127	37 1/2" 953	18 1/2" 470	5" 127	37 1/2" 953	18 1/2" 470	4 3/4" 121	37 3/8" 950	18 1/2" 470	4 3/4" 120

WE NOW OFFER INSTALLATION & REPAIR SERVICE BY SupremeTech.co.uk



0844 414 2324

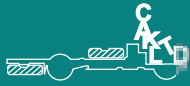


0844 414 2425



061 – A10 8 GALL / 36 LIT			096 – VISION 6.8 GALL / 31 LIT			128 – A16 17 GALL / 77 LIT			189 – MKIII SANDWICH 6 GALL / 27 LIT		
Length	Width	Height	Length	Width	Height	Length	Width	Height	Length	Width	Height
37" 940	15 1/2" 394	4 1/4" 108	36 3/4" 933	12 1/8" 308	5" 127	36 1/4" 921	19 1/2" 490	7 1/8" 181	36 1/4" 921	19 1/2" 495	3" 76
207 – HT SIERRA 44 GALL / 200 LIT			211 – MT SIERRA 36 GALL / 166 LIT			073 – SIERRA 29 GALL / 132 LIT			133 – PICO 17 GALL / 77 LIT		
Length	Width	Height	Length	Width	Height	Length	Width	Height	Length	Width	Height
36" 915	20" 508	18" 457	36" 915	20" 508	15" 381	36" 915	20" 508	12" 305	36" 915	12" 305	12" 305
202 – C202 16 GALL / 73 LIT			175 – STOUR 20 GALL / 91 LIT			092 – DRIFTER LARGE 22 GALL / 100 LIT			139 – VSG139 22 GALL / 100 LIT		
Length	Width	Height	Length	Width	Height	Length	Width	Height	Length	Width	Height
36" 910	14 1/8" 360	9 1/2" 240	35 1/2" 900	24 3/4" 630	7 1/8" 181	35 1/2" 900	23 1/2" 600	9" 230	35 1/2" 900	15 3/4" 400	11" 280
147 – AT147 18 GALL / 84 LIT			122 – EXPORT LHD BOXER 15 GALL / 68 LIT			127 – JAVELIN 24 GALL / 109 LIT			159 – 570 SCL 12 GALL / 55 LIT		
Length	Width	Height	Length	Width	Height	Length	Width	Height	Length	Width	Height
35" 890	15 3/4" 400	11" 285	35" 890	15 3/4" 400	10 1/2" 263	34 5/8" 880	19 1/2" 490	10 1/2" 265	34 5/8" 880	19 1/2" 490	7" 178
227 – GRASMERE 64 GALL / 290 LIT			140 – RUTLAND 12.5 GALL / 56 LIT			136 – AXOR 35 GALL / 159 LIT			148 – SPRINTER DIESEL 12 GALL / 54 LIT		
Length	Width	Height	Length	Width	Height	Length	Width	Height	Length	Width	Height
34 1/2" 885	24 3/4" 630	24" 610	34 1/2" 880	24 3/4" 630	22" 560	34 1/2" 876	19 1/4" 489	16" 406	34 1/2" 876	10 1/2" 268	10 1/2" 268

WE NOW OFFER INSTALLATION & REPAIR SERVICE BY SupremeTech.co.uk



196 – RUTLAND 12 ½ GALL / 56 LIT			208 – VIVARO 8 GALL / 36 LIT			032 – 34" SLIMLINE 5 GALL / 22 LIT			224 – X250 LWB WASTE 11 GALL / 50 LIT		
Length	Width	Height	Length	Width	Height	Length	Width	Height	Length	Width	Height
34 1/8"	12 3/4"	9 1/4"	34"	7"	11"	34"	6 1/2"	7 1/2"	33 7/8"	13 3/8"	8"
867	324	234	863	178	280	863	165	190	860	340	203
123 – BOXER 13 GALL / 59 LIT			108 – MT SEVEL 18 GALL / 80 LIT			084 – SEVEL 15 GALL / 68 LIT			079 – T4 16 GALL / 74 LIT		
Length	Width	Height	Length	Width	Height	Length	Width	Height	Length	Width	Height
33"	18"	9 1/2"	32 5/8"	15 3/4"	10 1/2"	32 5/8"	15 3/4"	9"	32"	23 1/2"	6"
840	460	241	829	400	268	829	400	229	820	600	155
185 – BELAIR 24 GALL / 109 LIT			197 – C197 13 GALL / 59 LIT			023 – MOONRAKER 8 GALL / 36 LIT			046 – 400R 24 GALL / 109 LIT		
Length	Width	Height	Length	Width	Height	Length	Width	Height	Length	Width	Height
32 1/8"	17 3/4"	13 3/8"	32 1/8"	18 3/4"	10 5/8"	32"	18"	5"	32"	26"	8 3/4"
815	450	340	815	474	270	813	406	127	812	661	222
209 – TRAFFIC 10 ½ GALL / 48 LIT			077 – CALYPSO CHUBBY 12 GALL / 55 LIT			181 – HUMBER 24 ½ GALL / 112 LIT			095 – DRIFTER II 19 GALL / 88 LIT		
Length	Width	Height	Length	Width	Height	Length	Width	Height	Length	Width	Height
32"	13"	9"	32"	13"	9"	31 7/8"	19 1/2"	12 3/4"	31 3/4"	23 3/4"	7 1/2"
813	330	229	812	330	230	810	495	323	810	605	195
030 – AMIGO 11 GALL / 50 LIT			014 – LEYLAND SHERPA 14 GALL / 64 LIT			193 – MOVANO 18 GALL / 81 LIT			230 - DESPATCH 4 ½ GALL / 21 LIT		
Length	Width	Height	Length	Width	Height	Length	Width	Height	Length	Width	Height
31 1/2"	18"	6"	31 3/8"	15 1/2"	8 1/2"	24"	31"	6 1/4"	31"	13 1/4"	6 1/4"
800	457	152	804	394	216	608	800	170	790	340	160

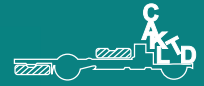
WE NOW OFFER INSTALLATION & REPAIR SERVICE BY SupremeTech.co.uk



0844 414 2324

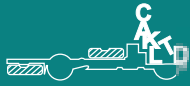


0844 414 2425



104 – TREBLE SEVEN 25-30 GALL / -- LIT			153 – ARROW 18 GALL / 82 LIT			164 – SWALLOW 18 GALL / 82 LIT			094 – MIRAGE 6 GALL / 27 LIT		
Length	Width	Height	Length	Width	Height	Length	Width	Height	Length	Width	Height
30 3/4" 782	21" 533	20 3/4" 529	30 3/4" 780	16 1/2" 420	10 1/2" 268	30 3/4" 780	16 1/2" 420	10 1/2" 268	30 1/4" 768	13 1/4" 335	5" 127
221 – MASTER TANK 8 GALL / 36 LIT			007 – 14 GAL TRANSIT 14 GALL / 63 LIT			071 – LANDROVER 24 GALL / 109 LIT			088 – NGT 11 GALL / 50 LIT		
Length	Width	Height	Length	Width	Height	Length	Width	Height	Length	Width	Height
30 1/4" 770	9 1/4" 237	8" 204	30" 762	15 1/2" 394	9 1/2" 241	31 1/4" 790	15" 280	19 5/8" 498	30" 762	13" 330	9" 229
191 – C191 6.5 GALL / 30 LIT			205 – T5 SKIRT TANK 4 1/2 GALL / 21 LIT			171 – WEAR 11 GALL / 50 LIT			156 – C156 32 GALL / 145 LIT		
Length	Width	Height	Length	Width	Height	Length	Width	Height	Length	Width	Height
30" 762	13" 330	7" 178	30 1/2" 775	9 1/8" 232	7" 178	29 3/4" 756	23 1/2" 597	4 3/4" 121	28 3/4" 730	21 1/4" 540	17" 433
182 – C182 14 GALL / 64 LIT			229 – EXPERT 8 3/4 GALL / 40 LIT			166 – SPEY 12 1/2 GALL / 57 LIT			165 – TYNE 17 GALL / 77 LIT		
Length	Width	Height	Length	Width	Height	Length	Width	Height	Length	Width	Height
28" 711	21 1/2" 546	7 1/4" 186	28" 711	20 1/4" 515	6 1/4" 160	27 3/4" 705	15 5/8" 397	10" 254	27 1/2" 700	15 5/8" 397	12" 305
206 – T5 WHEEL ARCH 9 GALL / 42 LIT			214 – T5 LOW ARCH 7 GALL / 32 LIT			187 – VITO 11 GALL / 49 LIT			069 – BIG MAC 34 GALL / 154 LIT		
Length	Width	Height	Length	Width	Height	Length	Width	Height	Length	Width	Height
27 1/2" 700	9 5/8" 245	18 7/8" 480	27 1/2" 700	9 5/8" 245	16" 405	27" 686	24" 610	5 5/16" 135	27 1/4" 690	21 5/8" 550	19" 480

WE NOW OFFER INSTALLATION & REPAIR SERVICE BY SupremeTech.co.uk



050 – CB5 9 GALL / 41 LIT			052 – CB8 13 GALL / 59 LIT			089 – TOYOTA 6 GALL / 27 LIT			167 – PENTARA 4 ½ GALL / 20 LIT		
Length	Width	Height	Length	Width	Height	Length	Width	Height	Length	Width	Height
27"	13 ½"	10"	27"	11 ½"	12 ½"	27"	9 ¾"	7"	27"	8"	7"
686	350	254	686	292	318	686	248	178	686	200	178
157 – SADDLE TANK 11 GALL / 49 LIT Approx			149 - MBSW 6 GALL / 29 LIT			022 – VW OLD LT RHD 15 GALL / 68 LIT			044 – VW OLD LT LHD 15 GALL / 68 LIT		
Length	Width	Height	Length	Width	Height	Length	Width	Height	Length	Width	Height
26 3/16"	25 ¾"	7"	26"	12"	10"	26"	17 ½"	12"	26"	17 ½"	12"
665	655	180	661	300	254	660	445	305	660	445	305
121 – RELAY 8 ½ GALL / 39 LIT			194 – DUCATO 8 ½ GALL / 39 LIT			134 – BOXER ARCH 12 GALL / 56 LIT			105 – SLANT 12 GALL / 55 LIT		
Length	Width	Height	Length	Width	Height	Length	Width	Height	Length	Width	Height
26"	11"	9"	26"	11"	9"	25 ½"	7 7/8"	20 ½"	25 ½"	19 ¼"	6 ¾"
660	280	229	660	280	229	650	200	525	648	489	172
150 – C150 19 GALL / 86 LIT			232 – SCUDO FRESH 6 ½ GALL / 29 LIT			115 – MK.II HI-TOP 18 ½ GALL / 84 LIT			025 – MK.II TRANSIT 16 GALL / 73 LIT		
Length	Width	Height	Length	Width	Height	Length	Width	Height	Length	Width	Height
25 ¼"	24 ½"	9 ½"	25"	12"	7"	25"	22"	10 ¼"	25"	22"	9"
641	622	240	640	305	175	635	560	260	635	560	229
051 – CB6 10 GALL / 45 LIT			065 – VILLA 7 ½ GALL / 34 LIT			113– HTD 28 GALL / 127 LIT			087 – MK.II SUPATOP 21 GALL / 95 LIT		
Length	Width	Height	Length	Width	Height	Length	Width	Height	Length	Width	Height
25"	13 ¾"	9 ¾"	25"	12"	8"	24 ¾"	17 ¾"	22 ½"	24 ½"	21 ¾"	12"
635	350	248	635	305	204	630	450	570	622	553	304

WE NOW OFFER INSTALLATION & REPAIR SERVICE BY SupremeTech.co.uk



0844 414 2324



0844 414 2425



131 – HERALD 131 16 GALL / 73 LIT			130 – C130 12 GALL / 54 LIT			203 – T5 WASTE 8 GALL / 38 LIT			225 - VIANO 4 ½ GALL / 21 LIT		
Length	Width	Height	Length	Width	Height	Length	Width	Height	Length	Width	Height
24 ½" 622	21 ½" 546	9" 229	24 ½" 622	21 ¾" 552	7" 178	24 ½" 623	17 ½" 445	10" 255	24" 610	10" 254	11 ¼" 285
160 – C160 13 GALL / 59 LIT			111 - HDW 17 GALL / 77 LIT			110 – PANORAMIC 12 GALL / 54 LIT			216 – T300 25 GALL / 113 LIT		
Length	Width	Height	Length	Width	Height	Length	Width	Height	Length	Width	Height
23 5/8" 600	21 1/8" 537	8" 203	23 ½" 600	20" 510	11" 280	23 ½" 600	20" 510	8" 200	23 ½" 600	18" 457	18" 457
068 – T200 21 GALL / 95 LIT			217 – T120 17 GALL / 77 LIT			031 – T100 13 GALL / 59 LIT			177 – TEES 11 GALL / 50 LIT		
Length	Width	Height	Length	Width	Height	Length	Width	Height	Length	Width	Height
23 ½" 600	18" 457	15" 380	23 ½" 600	18" 457	12 1/8" 308	23 ½" 598	17 ¾" 453	9 ½" 241	23 ¼" 590	19 3/8" 492	7 ¾" 197
231 – SCUDO WASTE 4 ¼ GALL / 19 LIT			220 – SPRINTAWAY 5 GALL / 23 LIT			172 – SCUDO 8 GALL / 32 LIT			210 – VIVARO SKIRT 4 ½ GALL / 19 ½ LIT		
Length	Width	Height	Length	Width	Height	Length	Width	Height	Length	Width	Height
23" 585	11 ½" 295	9" 228	22 7/8" 580	10" 255	6 7/8" 175	23" 584	12" 305	8" 204	23" 585	9" 229	7" 178
178 – CONWAY 34 GALL / 155 LIT			173 – FAIRWAY 28 ½ GALL / 130 LIT			174 – HIGHLAND 28 ½ GALL / 130 LIT			204 – T5 STEP TANK 6 GALL / 27 LIT		
Length	Width	Height	Length	Width	Height	Length	Width	Height	Length	Width	Height
22 5/8" 575	22 5/8" 575	18" 455	22 5/8" 575	22 5/8" 575	17 ¾" 452	22 5/8" 575	22 5/8" 575	17" 433	22 ¼" 564	12" 305	9" 230

WE NOW OFFER INSTALLATION & REPAIR SERVICE BY SupremeTech.co.uk



213 – TEMPEST 4 GALL / 18 LIT			119 – ESO 15 GALL / 68 LIT			170 – MENAI 6 ½ GALL / 30 LIT			222 – ROTHER 21 GALL / 96 LIT		
Length	Width	Height	Length	Width	Height	Length	Width	Height	Length	Width	Height
22"	7 7/8"	7 1/8"	21 ¾"	15 ¾"	11 ¾"	21 ¾"	15 ¾"	6"	21 ½"	17 ¾"	18 ¾"
560	200	180	550	400	300	550	400	150	545	450	475
176 – C176 10 ½ GALL / 48 LIT			235 – BAILEY UPGRADE 8 ¾ GALL / 40 LIT			021 – OLD VW LT WASTE 12 GALL / 54 LIT			192 - C192 6 ½ GALL / 30 LIT		
Length	Width	Height	Length	Width	Height	Length	Width	Height	Length	Width	Height
20 5/8"	20"	8"	20 ½"	13"	10 ½"	20 ½"	17 ½"	12 ½"	20 ½"	13"	8"
525	506	204	523	330	267	521	445	318	521	330	204
099 – CENTURION 10 GALL / 45 LIT			037 – 280L 7 GALL / 31 LIT			144 – 140L 3 GALL / 13 LIT			155 – C155 22 GALL / 100 LIT		
Length	Width	Height	Length	Width	Height	Length	Width	Height	Length	Width	Height
20 ½"	13"	16"	20 ½"	13"	8"	20 ½"	13"	4"	20 ½"	19 7/8"	16"
521	330	407	521	330	203	521	330	102	520	505	405
120 – BUCCANEER 9 ½ GALL / 47 LIT			036 – 280S 6 GALL / 27 LIT			162 – C162 8 ¾ GALL / 40 LIT			169 – FREEWAY 24 GALL / 108 LIT		
Length	Width	Height	Length	Width	Height	Length	Width	Height	Length	Width	Height
20"	17 7/8"	10 ½"	20"	9 5/8"	9"	19 ¾"	16 ½"	8"	19 5/8"	18 7/8"	19 ¼"
508	454	267	508	247	229	500	415	205	500	480	490
183 – TWEED 4.3 GALL / 19 ½ LIT			086 – BB5 4 GALL / 18 LIT			083 – BAMBINO 3 ½ GALL / 16 LIT			085– BB2 2 GALL / 9 LIT		
Length	Width	Height	Length	Width	Height	Length	Width	Height	Length	Width	Height
19 1/5"	11"	6 ¾"	19"	10 ½"	6 ½"	19"	6 ½"	9"	19"	6"	6 ½"
487	280	172	483	268	165	483	165	229	483	152	165

WE NOW OFFER INSTALLATION & REPAIR SERVICE BY SupremeTech.co.uk



0844 414 2324

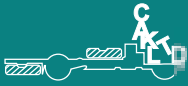


0844 414 2425



124 – CONQUEROR 9 GALL / 41 LIT			138 – SPECTRUM 7 ½ GALL / 34 LIT			064 – HI TOP WAFER 16 GALL / 72 LIT			020 – WAFER 8 GALL / 36 LIT		
Length	Width	Height	Length	Width	Height	Length	Width	Height	Length	Width	Height
19"	13 ¼"	11 ¾"	19"	11 ¾"	11"	18"	18"	14 ¾"	18"	18"	7 ½"
480	336	300	480	300	280	457	457	374	457	457	191
097 – SEVEL SEAT BOX 10 GALL / 45 LIT			226 – RIB SEAT 8 GALL / 37 LIT			163 – C163 6 GALL / 27 LIT			067 – ALPHA 9 GALL / 41 LIT		
Length	Width	Height	Length	Width	Height	Length	Width	Height	Length	Width	Height
16 ¼"	14"	13"	17 ¼"	16 ¼"	10"	16 3/8"	14 1/8"	8"	16"	14"	12"
415	360	330	432	413	250	415	360	205	407	356	305
117 – TORNADO 2 ½ GALL / 11 LIT			219 – T5 4-MOTION 3 GALL / 15 LIT			146 – HURRICANE 3 GALL / 15 LIT			198 – TYPHOON 2 GALL / 9 LIT		
Length	Width	Height	Length	Width	Height	Length	Width	Height	Length	Width	Height
16"	5"	10"	15 1/8"	7 ¾"	10 ½"	13 ¼"	10 ¼"	7 ¼"	12 5/8"	5 ¼"	9 5/8"
407	127	254	385	196	270	340	260	185	320	134	245
161 – C161 3 GALL / 14 LIT			081 – C81 3 GALL / 14 LIT			158 – BREAKAWAY 3 GALL / 15 LIT			038 – 250 HE 3 ½ GALL / 16 LIT		
Length	Width	Height	Length	Width	Height	Length	Width	Height	Length	Width	Height
12 ¾"	12 5/8"	6 ½"	12 3/8"	10 ¾"	11 ½"	12"	11 ¼"	9 ¼"	12"	10"	9"
320	325	165	314	273	292	305	285	233	305	254	229
135 – 250T 2 GALL / 9 LIT			103 – 25 LIT CHURN			102 – 40 LIT CHURN			TANKS IN SIZE ORDER BY LONGEST SIZE. WE CAN PUT CONNECTION FITTINGS IN TO SUIT REQUIREMENTS. WE DO NOT MAKE TANKS TO SPECIFIC SIZES. SIZES AND CAPACITIES APPROXIMATE. <small>©C.A.K. TANKS DESIGN RIGHT</small>		
Length	Width	Height	Length	Width	Height	Length	Width	Height			
12"	10"	5 ½"	N/A	13"	17"	N/A	13"	24"			
305	250	143		330	432		330	610			

WE NOW OFFER INSTALLATION & REPAIR SERVICE BY SupremeTech.co.uk



OPTIONAL 5" RED ACCESS CAP or 4" MALE THREADED CAP FOR TANKS ON PAGES 7 TO 16

A fully sealed access cap THCAP5 or THCAP4 can be supplied as an option with this tank at a further charge (see price list) Tanks can be installed with the cap facing upwards or downwards. PLEASE NOTE provision of a RRC red cap will increase height of tank by 40mm (1 1/2"). Tanks with FRC or MTC are designed for cap to be at top of tank because cap is recessed, but can be used with cap at base. But you would not be able to use cap for full drainage. Please bear this in mind when ordering. CAP OPTION CAN ONLY BE FITTED TO TANKS MARKED FRC, RRC OR MTC AT TIME OF MANUFACTURE.

- RRC** Raised red cap. THCAP5 Increases height measurement of tank by 40mm (1 1/2")
- FRC** Flush red cap. THCAP5 As this is flush fitted it does not increase tank height measurement.
- MTC** Male threaded cap THCAP4 As this is flush fitted it does not increase tank height measurement

C.A.K. TANK MOUNTING HOOK BOLTS

Hook bolts are used to mount our tanks with brackets to the underside of your Motorhome or Camper. Supplied with nuts.

- HB3** 80mm 3" HOOK BOLT
- HB4** 110mm 4" HOOK BOLT (standard size used in our kits)
- HB5** 130mm 5" HOOK BOLT
- HB6** 150mm 6" HOOK BOLT
- HB7** 180mm 7" HOOK BOLT
- HB8** 200mm 8" HOOK BOLT
- HB9** 220mm 9" HOOK BOLT

HOOK BOLTS RANGE



SHURFLO PRESSURE REGULATED MAINS WATER INLET

A pressure regulated connection for external wall mounting to permit direct mains water supply connection at a restricted pressure of 30psi. An exclusive diaphragm design prevents high-pressure damage to the water system components caused by high pressure mains water systems. Leak-tight, stress and crack-resistant, these high-performance water entries limit water pressure safely while meeting or surpassing all check valve regulations. As installed by Avondale. Colour Gel White. 1 year warranty.

- SFCTW30W** Shurflo city water inlet housing 30psi
- SFCTWCON** Straight adaptor for Shurflo city water inlet

SFCTWCON

SFCTW30W



NEW MWI6097 mains water inlet Pressure limiter reduces mains water pressure to prevent damage to internal piping and equipment installed. Fits universal snap fit hozelock/gardena hose connections. Connection water system is by 12mm push fit female connection. Can be used to fill tanks. Comes with air vents to release excess air during filling hole cut out 60mm diameter.



NEW F7441 white recessed water filler with key locking door and screw cap access to fill water. Cut out hole dia approx 118mm. Flange size H150mm x W155mm 40mm hose connection. Left hand hinged.

NEW F320B Water filler with hinged lid closing fill point, horizontal or vertical mounting possible with rotatable rear 40mm hose connection for all sides. Cut out hole size 115 x 85mm approx Flange size H160mm x W 130mm.

AQUA TANK WATER TANKS - TANKS PLAIN AND SIMPLE



Aqua Tank Systems plain light blue plastic water tanks with secure screw cap or threaded hatch access port. Suitable for Fresh or Waste water. Great product - Great price. No connections on tanks. Just add nut-in fittings (see page 24) to suit your connection needs.

Sizes L x W x H mm. Access port: C= 5" CAP, CR= Raised 5" CAP + 40mm to height, H = 4" HATCH

- ATS155** 155 litre water tank 575 x 575 x 455mm C
- ATS113** 113 litre water tank 812 x 661 x 222mm H
- ATS109** 109 litre water tank 880 x 490 x 265mm C
- ATS092** 92 litre water tank 1060 x 440 x 197mm H
- ATS083** 82 litre water tank 921 x 490 x 181mm CR
- ATS082** 82 litre water tank 780 x 420 x 268mm C
- ATS081** 81 litre water tank 915 x 305 x 305mm CR
- ATS073** 73 litre water tank 622 x 546 x 229mm C
- ATS068** 68 litre water tank 550 x 400 x 300mm C
- ATS064** 64 litre water tank 598 x 453 x 241mm H
- ATS056** 56 litre water tank 867 x 324 x 234mm H
- ATS054** 55 litre water tank 812 x 330 x 230mm H
- ATS042** 41 litre water tank 407 x 356 x 305mm H
- ATS036** 36 litre water tank 457 x 457 x 191mm H
- ATS034** 34 litre water tank 635 x 305 x 204mm H
- ATS031** 31 litre water tank 521 x 330 x 203mm H
- ATS016** 16 litre water tank 305 x 254 x 229mm H





20 & 10 LITRE WATER CONTAINERS

Opaque plastic water containers with secure screw cap & built in handle. FWC10 Tap supplied loose to fit into in sealed threaded hole. FWC20 suitable for use with submersible pumps. Sizes L x W x H mm FWC10 280 x 165 x 300mm, FWC20 330 x 210 x 430mm.

- FWC10** 10 litre water container with tap
- FWC20** 19 litre water container with 100mm cap

FWC9 This easily portable water container is suitable for filling an existing system or for use in the smaller portable water application. Dimensions H 260mm x W 120mm x L 420mm. Capacity 9 Litres. With 100mm cap and 3/4" BSP Female plugged outlet.

WWC20S Portable slide under waste tank with 100mm filling cap in side. Can be used with optional WWTHOSE. Sizes L x W x H mm 435 x 290 x 165mm

WATER TAXI 25 LITRE WHEELED FRESH & WASTE WATER TANKS

Both fresh and waste water taxi's hold 25litres. They are easily pulled along with the foldable handle, large wheels make the movement a straight forward job. Both tanks have a large handle in the middle to aid manoeuvring.

Sizes: Handle extended 840mm Handle closed 490mm x 340W x 250mm H

FRESH WATER TAXI 25 LITRE

Our fresh water taxi is coloured Blue for identification. It comes with a DIN 61 cap near the top to act as a filling point and also a vent when laid down for emptying. Large DIN 96 access cap allows submersible pumps to be placed inside to empty contents. A position on tank is designed to store spare access cap.

- FWT25** Fresh water taxi 25 litre Blue
- FWT10100** Spare DIN 96 cap.

WASTE WATER TAXI 25 LITRE

Our waste water taxi is coloured Black for waste water identification. It has a DIN 61 cap near the top to act as a vent when stood up for emptying. A pretty useful system for transporting waste water to the on site disposal point. To empty, simply unscrew large cap and tip up into drain.

- WWT25** Waste water taxi 25 litre grey with 1m x 28mm connecting hose and cap.
- WWTHOSE** 1 metre of 25mm supaflex hose attached to a spare cap to aid connection to drain tap for filling

70 LITRE WATER TANK

Blow moulded 70 litre tank with 2 screw caps, large 170 access cap on top and threaded port at base of end. Ideal for mounting in the bed box, within double floor or in the spare space in motorhome garage. Dimensions: 940L x 370W x 260H

- FWT70** 70 LITRE WATER TANK

LITRE FRESH & WASTE WATER TAXI

New addition to our Water Taxi range the 35 litre Aquamobile. Designed with underchassis mounting kit in mind for easy storage. The Aquamobile has one large 145mm access cap in the centre for inspection and cleaning, the smaller 45mm apertures with threaded caps for filling and draining an one 1/2" cap at the handle end. Size approximately 80 x 36 x 17 cm, Weight 5 kg.

- WWTAK35G** Aquamobile Grey 35litre fresh water taxi
- WWTAK35K** Aquamobile Black 35litre waste water taxi

UNDER CHASSIS CARRIER FOR 35 LITRE WATER TAXI

The under chassis carrier is designed specifically for our 35litre Aquamobile no other tank will fit. Manufactured from steel tube zinc plated for all weather protection. The mounting kit is universal for any chassis and fitted without drilling any holes into the chassis. It can be fitted to be accessed from the left or right hand side. The mounting kit is supplied boxed with all components for assembly and fitting to the chassis. Designed to be installed to the rear of the axle, clear of the brake cables, on BPW / ALKO or similar Caravan & Motorhome chassis. Check you have sufficient clear floor area to install before setting out to install carrier.

- WWTAKMTK** Under Chassis mounting kit for 35litre Aquamobile



PS1049 FOLDING TRAVEL BUCKET. Approx dimensions 300mm high x 215mm Ø



PSWC05 Five litre collapsible water carrier



PSWC10 10 Litre collapsible water carrier



PSWC20 20 Litre collapsible water carrier



FWC10 AND 20



FWC9



FWT25



WWC20S



FWT70



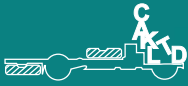
WWT25 SHOWN WITH OPTIONAL WWTHOSE



WWTHOSE



WE NOW OFFER INSTALLATION & REPAIR SERVICE BY SupremeTech.co.uk



WATER, FUEL FILLERS & CASSETTE HOSES



WATER FILLERS (flush fitting nylon) (for 40mm hose)

Manufactured from high quality impact resistant non-toxic Nylon. Pre-drilled for easy installation. The water fillers have short stems suitable for C.A.K. 40mm Supaflex hose & a 10mm connection for tank vent.

Our fillers are fitted as standard on most manufacturers vehicles.

- F20SHORT** ROUND BLACK NYLON FILLER & LOCKING CAP - B
- F23SHORT** ROUND WHITE NYLON FILLER & LOCKING CAP- A
- F20FCL** SPARE F20 / 21 LOCKING CAP BLACK
- F23FCL** SPARE F23 / EZF LOCKING CAP WHITE

DIESEL FILLERS (for 60mm, 50mm & 40 mm hose)

- F20D40L** ROUND LONG STEM BLACK DIESEL 40mm & 60mm - E
- F20D50L** ROUND LONG STEM BLACK DIESEL 50mm & 60mm - D
- F23D50L** ROUND LONG STEM WHITE DIESEL 50mm & 60mm - F

ALL PLASTIC FILLER (for 40mm hose)

- FAP1** ALL PLASTIC SCREW CAP FILLER WITH BACKNUT TO NUT THRU-WALL. BLACK CAP WHITE FILLER. (40 mm HOSE) - C

WATER FILLERS FABRICATED (Black nylon coated)

Hand fabricated to our traditional standards. Hot dipped Rilsan Black Nylon coated for Corrosion protection & a pleasing appearance. Add L to end of code for locking version.

- F1** LEYLAND FILLER NON LOCK (25 mm hose)
- F2** COMMER FILLER NON LOCK (25 mm hose)
- F6** FLUSH FIT TANK FILLER 25mm high NON LOCK
- F7** THRU CORNER 45 DEG TANK FILLER NON LOCK
- FC** SPARE NON LOCK FILLER CAP
- FCL** SPARE LOCKING FILLER CAP

RECESSED FILLERS FABRICATED (Black nylon coated)

Our well respected filler design has been produced in various versions for over 30 years. Strong construction & effective design has many possible variations. Hand fabricated Steel filler hot dip Rilsan Black Nylon coated finish.

- F4LRWB** LOCKING RECESSED WATER FILLER (25 mm) - A
- F4RWB** NON LOCK RECESSED WATER FILLER (25mm) as illustration A but with FC cap.
- F5LRPB** LOCKING RECESSED PETROL/DIESEL FILLER (45 mm) - B
- F5RPB** NON LOCK RECESSED PETROL/DIESEL FILLER (45 mm) as illustration B but with FC cap.

DRINKING WATER AND WASTE STICKERS

Text printed in three languages, English, French & German. Helps to prevent accidental filling of water tank with fuel. (Yes it does happen quite often).

- DWO** DRINKING WATER ONLY STICKER
- WDS** WASTE DRAIN POINT STICKER

C.A.K. EASY FILL WATER FILLING SYSTEM & OUTDOOR SHOWER

The Easy fill is an external mounted water filler with a secure door cover opened by a remote switch unlocking the door flap with a 12V DC electro actuator. A remote control touch switch can be mounted anywhere convenient inside the conversion, no need to find your keys. Any momentary push button or spring return rocker switch is suitable as a remote control. Once opened, filler cap simply unscrews for access to fill water tank. Once you have finished, simply push door closed until you hear a click, door is now securely closed. Water connection on rear of filler for pressurised water supply to shower requires BSP male threaded hose connector. STR5012 for PVC or PM011214E for 12mm push fit or PM011514E for 15mm push fit.

- EZF97DX** Easy fill left hand for vehicle nearside 12 Volt remote unlock
- EZF97SX** Easy fill right hand for vehicle offside 12 Volt remote unlock

EZFXSH Plug in 1.5m shower hose & trigger handset
Optional extra is the plug in shower hose (1.5m long). This shower is cold only & is ideal for hosing of Horses, Dogs, Bikes, Boats etc. To extend length of shower hose for hosing purposes only you could use compatible garden 'click' system (Hozelock or Gardena)

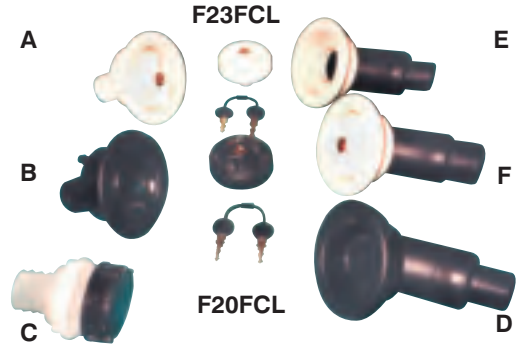
COMPACT SUPAFLAT CASSETTE HOSE FOR DRINKING WATER

- DRINKING WATER SAFE
- DURABLE CONSTRUCTION
- EASY TO USE
- COMPACT CASSETTE SIZE

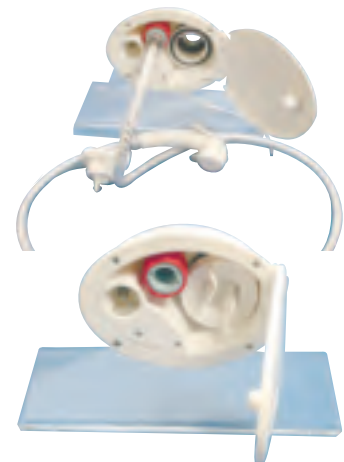
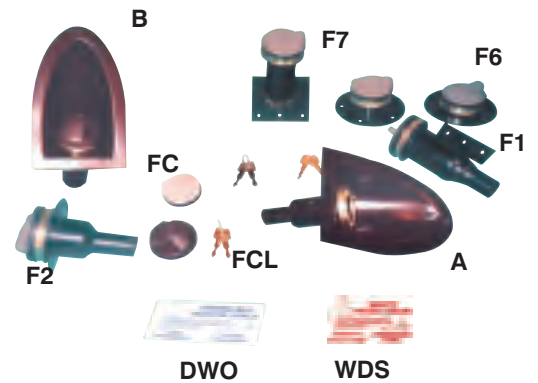
Durable and lightweight our lay flat cassette hose is manufactured with high-grade polyester reinforced PVC in a special formulation containing low temperature stabilisers and a natural low toxic inner. The material used to produce the hose is to F & D.A. ** food approved material standards, to ensure it is suitable for drinking water. (** F & D.A. (USA Federal Food & Drug Administration), and United Kingdom Food & Drug Statutory Instrument 1980 no. 1838 specification ensure the product is well suited to potable liquid applications). Supaflat hose assumes a conventional round appearance under pressure, and its memory for a flat profile ensures self-draining. The hose is supplied in a cassette, with a handle for easy re-winding. Much quicker and easier to use, than untangling a usual roll of PVC hose, also taking up much less precious storage space. Please do not confuse this product with similar cassette hoses. We have used a standard off the shelf cassette but assembled the cassette hose with a very high quality food grade Supaflat hose to ensure taint free usage. Size 371mm diameter, just 40mm thin (62mm with handle). Please note garden hose is not food quality & should not be used for filling water tanks.

- DWC15** Compact shorter 15 m Supaflat cassette hose
- DWC20** Compact longer 20 m Supaflat cassette hose

NYLON FLUSH FITTING RECESSED FILLERS



FABRICATED STEEL FILLERS



F80RW Rectangular water filler used on some UK and Continental Motorhomes. Sizes W158 x H136mm



NEW water filler with locking cap housed behind snap shut cover. **F30SHORT** White **F31SHORT** Black Sizes 137mm High x 122mm Wide. Cut out oval 90mm High x 85mm Wide.



NEW mains inlet connection in matching style to water filler. **MIF30** White **MIF31** Black. (See P95)



NEW Fuel filler with locking cap housed behind snap shut cover. **F30 LONG D** White

FILLMATE NEW filling cap with snap fit connection in centre of cap. Suitable for externally vented tanks.

FILLMATEBLU for tanks vented back to filler point.

WE NOW OFFER INSTALLATION & REPAIR SERVICE BY SupremeTech.co.uk



0844 414 2324



0844 414 2425



DE-FROST ELEMENTS, TANK WRAP, LAYFLAT & RIGID WASTE SYSTEM



Water Tanks - Accessories

TANK DE-FROST ELEMENT

Designed to reduce the chance of stored water freezing up by warming the water sufficiently to prevent freezing up of tank. The stainless element is simply installed by nutting through side wall of tank 55mm (2 1/8") up from base, preferably near pump outlet. Without additional insulation the element alone should prevent 45 litres of water freezing at temperatures down to -25°C. Larger capacities may need additional insulation of tank to protect to this level (Tank wrap & Styrofoam). To save battery power consumption, use tank insulation wrap to reduce heat loss from tank walls. This will make the element's job easier and will therefore be on for reduced times saving a lot of power, while providing much better protection.

We recommend illuminated on / off switches are installed with both elements to confirm power is off as their work is not visible. Both elements are powered by 12 volts DC supply at 30 watts and consume 2.5 amps. Use CBE MC12N/G switch see page 88. Suitable for plastic and metal tanks but not fuel tanks.

DFE-01 manually switched de-frost element is fitted to larger Systems to supplement the DFE-02 during very cold weather. When additional protection is required, it is simply switched on. Stainless element size: DFE-01 115 mm long x 15 mm dia.

DFE-02 has inbuilt automatic thermostats, turning it on at 5°C and off at 10°C. Stainless element size: DFE-02 200 mm long x 18 mm dia.

- DFE-01 Manually switched De-frost element.
- DFE-02 Automatic De-frost element + thermostats.
- DFE-06 Retrofit Stainless mounting plate for DFE-01 and DFE-02

TANK INSULATING WRAP

Aluminized thermally reflective multi-layer air entrapped Insulating wrap. Provides very effective thermal protection for underslung tanks. When used in conjunction with De-frost Elements it provides the ultimate protection. Simply wrap tank like a Christmas present, securing insulation with grey extra strong securing tape, to provide a very effective tank insulating Jacket. Supplied per metre on a roll width of 1200 mm

- BXTX12 BXTX12 insulating wrap 1200mm (48") wide per linear metre.
- BXGST Grey extra strong securing tape for tank wrap.

INSPECTION, FILLING AND ACCESS CAPS

For the simplest system an underseat tank can be filled through the hatch for ease of installation. The standard Hatch we use is the THSO4. This comes with an 'O' ring seal and can be fitted to the top of almost any tank. THSO4 or QTH4 CANNOT be fitted to the side or bottom of tanks. A growing number of our tanks are featuring our fully sealed 5" red cap (4) THCAP5 to aid inspection and installation of extra equipment such as tank de-frost elements. The THCAP5 cap can only be fitted to tanks marked RRC or FRC. The THCAP4 (6) can only be fitted to tanks marked MTC

Inspection hatches and access caps can be fitted to tanks at time of production. (No extra installation charge only cost of the item fitted)

- 1 QTH4 4" Budget inspection hatch 1/4 turn black
- 2 THSO4 4" inspection hatch threaded with 'o' ring Our standard Hatch
- 3 THSO10 10" threaded captive ring hatch fully sealed (7" access hole)
- 4 THCAP5 5" Red cap for tanks sealed with 'o' ring for RRC FRC Tanks
- 6 THCAP4 Male threaded cap ONLY for tanks marked MTC
- 5 THCAP3 3" spare blue cap for tanks sealed with 'o' ring (4" access)

NEW SUPAFLAT LAYFLAT DISCHARGE HOSE

A GREAT NEW SPACE SAVING PRODUCT. Supaflat discharge hose is Blue reinforced lay flat hose made from two layers of PVC and bonded to a close woven textile reinforcement.




Pressure ratings given are at ambient temperature. The hose is used for all general discharge duties with any of our tank drains & slide valve hose connections. Not for use with fresh water

- H2FL 25MM LAY FLAT DISCHARGE HOSE Per linear metre.
- H4FL 40MM LAY FLAT DISCHARGE HOSE Per linear metre.
- H7FL 75MM LAY FLAT DISCHARGE HOSE Per linear metre.

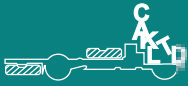
40MM RIGID WASTE TUBING

New 40mm drain piping system which also allows the installation of 1 1/2" slide valves and Ultradrain taps remotely away from the tank. Pipe and fittings can be assembled easily using normal solvent pipe cement. Pipe sold per mtr. Max length for carrier despatch 1.5mtr. Maximum Single length 5mtr (Collection only)

- RW40P 40MM PIPE per 1mtr length
- RW40STR 40MM STRAIGHT CONNECTOR (B)
- RW40ANG 40MM 45 DEG ANGLED CONNECTOR (A)
- RW40ELB 40MM 90 DEG ELBOW CONNECTOR (C)
- RW40TEE 40MM TEE CONNECTOR (D)
- RW40TEE45 40MM TEE 45 DEGREE OUTLET CONNECTOR (E)
- RW5040RSKT REDUCING SOCKET 50MALE /40FEMALE x 40mm FEMALE (F)
- RW50FADTH1H 50mm FEMALE ADAPTOR x 1 1/2" FEMALE BSP (G)
- RW40FADTH1Q 40mm FEMALE ADAPTOR x 1 1/4" FEMALE BSP (G)
- RW40UNTH1Q 40 mm JOINER UNION x 1 1/4" FEMALE BSP (H)
- RW50M40FRD REDUCER BUSH 50mm MALE x 40mm FEMALE (J)
- RW40F1QM 40mm FEMALE ADAPTOR x 1 1/4" MALE BSP (K)
- RW401QNUTIN 40mm FEMALE ADAPTOR NUT IN FITTING (L)



WE NOW OFFER INSTALLATION SERVICE IN KENILWORTH BY SupremeTech.co.uk




EASYDRAIN, SOLENOID, SUPADRAIN, ULTRADRAIN AND MEGADRAIN VALVES



EASYDRAIN ELECTRO VALVES

Our motorised ball valves are designed for easy operation at the flick of a switch of wastewater drain points and other valve applications. High quality construction for strength and long-term reliability, our easydrain valve can be retrofitted using various hose or adapter fittings into almost any installation. All have female threaded ports for installation of hose connections or adaptors. The EDV075 is the most popular valve for retrofitting. When installed with our straight hose fitting STR100, EDV075 is easily fitted into the industry standard 1" supaflex drain hose as used by most manufacturers. The valve has a thermal overload protection of 1 amp. All easy drain valves work on a voltage of 12 volts DC only.


CODE	THREAD SIZE	MAX. CURRENT 12 VOLT
EDV050	1/2 INCH BSP	0.8 AMP
EDV075	3/4 INCH BSP	0.8 AMP
EDV100	1 INCH BSP	1 AMP
EDV125	1 1/4 INCH BSP	1 AMP
EDV150	1 1/2 INCH BSP	1 AMP
EDVMSW	MOMENTARY TWO WAY ROCKER CONTROL SWITCH	



SMALL BORE SOLENOID VALVES

All plastic solenoid valves for electro control of fresh water circuits, BSP female threads, very useful for toilet flush control or easy change over of water system. With adaptors can be used on any water piping system. Cold water only. Marine spec valves are double actuation.

MSV12M	SOLENOID VALVE 12 VOLT, 3/8" BSP THREAD	
MSV24M	SOLENOID VALVE 24 VOLT, 3/8" BSP THREAD	
MSV12L	SOLENOID VALVE 12 VOLT, 1/2" BSP THREAD MARINE SPEC	
MSV24L	SOLENOID VALVE 24 VOLT, 1/2" BSP THREAD MARINE SPEC	



MSV12L

MSV12M

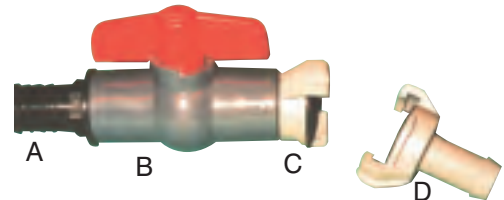
SUPADRAIN FRESH & WASTE TAPS WITH

EASY CONNECT BAYONET HOSE

A	STR100	1" STRAIGHT HOSE ADAPTOR 3/4" BSP THREAD
	ELB100	1" ELBOW HOSE ADAPTOR 3/4" BSP THREAD
B	SDT099	1" SUPATAP 3/4" BSP FEMALE THREADS FOR ADAPTORS
C	HFQBT075	3/4" BSP THREAD + BAYONET QUICK CONNECTOR
D	HFQBH075	3/4" HOSE BARB + BAYONET QUICK CONNECTOR

Please refer to page 24 for prices

- FASTER DRAINING BALL VALVE
- EASY CONNECT BAYONET
- QUICK OPERATION
- NO NEED TO PARK RIGHT ON DISPOSAL POINT
- WILL NOT CLOG
- EASIER THAN THREADS
- EASY DIY RETROFIT



The supadrain tap is a 3/4" clear bore large ball valve providing significantly quicker emptying times, while also ensuring blockages are a thing of the past. The bayonet connectors provide a convenient way to add an extension hose to your waste drain point. You do not need to spend time with careful maneuvering to get close to the drain point, simply with a twist add on an extension hose (use H3S 3/4" supaflex hose) to reach straight away. It's so easy you can do it in the dark without fumbling!! The bayonet parts will also interchange to provide hose extensions. The supadrain tap is easily retrofitted to all installations where 1" remote drain pipes come from tank. Just remove existing tap and refit our new tap into end of hose with a jubilee clip. Can also be installed, using a 1" nut in elbow fitting, on the base red caps of certain waste tank designs to fully drain the existing installation.

NEW PRESSURE WASHER GARDEN QUICK CONNECT FOR VALVES

New STRGDN... pressure washer quick connectors for Valves are produced from nylon or solid brass. Male 1/2" garden quick connect male to BSP male thread.

STRGDN050M	1/2" QK Con x 1/2" BSP male fitting
STRGDN075MB	1/2" QK Con x 3/4" BSP male brass fitting
STRGDN100M	1/2" QK Con x 1" BSP male fitting



STRGDN075MB

STRGDN050M

MEGADRAIN TAP


Our extra large drain valve for the bigger capacity tank (not toilet waste). Significantly larger bore than our ever-popular Supadrain tap, the Megadrain tap will never clog up on grey waste. Vastly reduced emptying times of grey waste tank, large lever on valve makes opening valve quite easy. Megadrain connects to tank with 40mm supaflex hose and connectors, various quick disconnect hose adaptors make connecting extension hoses quick and easy. Metal components are stainless steel.

A	MDT040	40mm MEGADRAIN TAP 1 1/4" BSP FEMALE THREADED
	ELB40MT	1 1/4" BSP X 40mm HOSE BARB ELBOW HOSE FITTING
B	STR40MT	1 1/4" BSP X 40mm HOSE BARB STRAIGHT HOSE FITTING
C	QCFT	QUICK CONNECTOR FEMALE X 1 1/4" BSP MALE
D	QCM40	QUICK CONNECTOR MALE X 40mm HOSE BARB
E	QCF40	QUICK CONNECTOR FEMALE X 40mm HOSE BARB
F	QCMCAP	QUICK CONNECTOR MALE STOP END PLUG
G	QCLS	SAFETY LOCKING CLIP FOR QUICK CONN ARMS

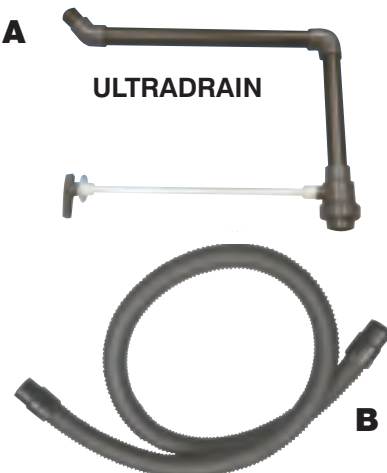
ULTRADRAIN VALVE

New 40mm drain valve system for inboard waste tank. Quick emptying due to larger size valve. Kit complete with 2 sections of rigid piping (295 & 455mm), one elbow, one 135 degree end nozzle, 1 x valve, one 2 metre extension hose & one extension handle 80mm min 480mm Max. Fix to tank using a SV151 male adaptor, or 40mm supaflex from a 40mm fitting on tank. This system is fitted to Hymer, Burstner and numerous other german manufactured motorhomes.

UDTKIT	ULTRADRAIN TAP & PIPE KIT (A+B)
UDTXH	EXTENSION HOSE 2 METRE FOR ULTRADRAIN TAP (B)



ULTRADRAIN



B

WE NOW OFFER INSTALLATION & REPAIR SERVICE BY SupremeTech.co.uk



0844 414 2324



0844 414 2425



SLIDE VALVES



ELECTRIC SLIDE VALVE ACTUATOR KITS

Electric actuator kit is easily fitted to our slide valves. Kit clamps onto valves for easy remote control of 3" and 1.5" slide drain valves. High specification long life design for trouble free operation. Can be retrofitted to existing installations as a diy job. New installations require suitable slide valve, not supplied (either SV150S or SV300C see below). Power supply 12v dc versions only, valve open to closed stroke time up to 6 seconds, max. Current at end of stroke 1.2 amp, operating current 0.4 - 0.6 amp, thermally protected overload, max. push pull force 20 kgf, life 30,000 operations, actuator functioning ambient temperature -30°C to + 85°C. In freezing temperatures water may need anti freeze liquids or defrost elements to protect valve.

- ESVA158 ELECTRO ACTUATOR FOR SV150 1.5" SLIDE VALVE 12 VOLT
- ESVA301 ELECTRO ACTUATOR FOR SV300 3.0" SLIDE VALVE 12 VOLT

1 1/2" WASTE TANK SLIDE DRAIN VALVES

Fixed to fresh or grey waste tanks for quick emptying. Just pull on handle to open the blade valve. Installed by fixing tank adaptor flange (use SV152) to tank with large self-tapping screws or bolts sealed with silicone sealant. Valve can be fixed to adaptor by solvent cement (plumbing glue) in a position to suit easy access for emptying. Can be installed remotely from tank with 40mm inlet adaptor & 40mm supaflex hose. Outlet extension hose can easily be connected with bayonet hose adaptor. Made from impact resistant black ABS with nitrile and EPDM seals.

- SV150S 1 1/2" SLIDE VALVE SHORT HANDLE WITH CAP
- SV150L 1 1/2" SLIDE VALVE LONG HANDLE WITH CAP
- SV150X 1 1/2" SLIDE VALVE FOR EXTENSION HANDLE (SVXH...) WITH CAP
- SV151 1 1/2" MALE ADAPTOR FLANGE
- SV152 1 1/2" FEMALE TANK ADAPTOR + LANYARD LUG
- SV156 1 1/2" BAYONET STRAIGHT HOSE ADAPTOR 40MM HOSE
- SV153 1 1/2" MALE BAYONET VALVE CONNECTION
- SV154 1 1/2" BAYONET CAP + LANYARD
- SV155 1 1/2" BLADE SEAL
- SV157 1 1/2" PLAIN FLANGE with bolt head hex recesses
- SV158 1 1/2" FOAM ADAPTOR SEAL (FOR SV156)

3" WASTE TANK SLIDE DRAIN VALVES

Our range of large slide valves are fixed to toilet waste tanks or larger grey waste tanks for efficient emptying. Fix SV303 female threaded tank adaptor flange to tank with bolts and seal with silicone sealant. Male threaded side of 3" valve can now be threaded into female tank adaptor with thread sealed with silicone sealant to locate valve onto tank. The range incorporates a significant array of Adaptors and fittings to cover a wide range of installation situations. Outlet discharge extension hose can easily be connected with straight or curved bayonet hose adaptor. Robust construction from impact resistant black ABS with nitrile and EPDM seals ensures trouble free operation. Long-term maintenance is easily achieved as valves unbolt into their individual components.

- SV300C 3" SLIDE VALVE WITH CAP SHORT HANDLE
- SV300L 3" SLIDE VALVE WITH CAP LONG HANDLE - 600mm
- SV300L120 3" SLIDE VALVE WITH CAP 1200mm VERY LONG HANDLE
- SV300X 3" SLIDE VALVE WITH CAP FOR EXTENSION
- SV301 3" STRAIGHT BAYONET HOSE ADAPTOR
- SV302 3" CURVED BAYONET HOSE ADAPTOR
- SV303 3" FEMALE THREAD TANK ADAPTOR FLANGE
- SV304 3" MALE THREADED TANK ADAPTOR FLANGE
- SV305 3" BAYONET CAP
- SV306 3" BAYONET VALVE FLANGE
- SV307 3" BARREL NIPPLE 125MM LONG
- SV308 3" MALE THREAD HOSE ADAPTOR
- SV309 3" FEMALE THREADED FLOOR FLANGE
- SV310 3" BLADE SEAL
- SV311 3" VALVE HANDLE
- SV313 3" PLAIN FLANGE with bolt head hex recesses
- SV314C 3" MALE X FEMALE THREADED TUBE NIPPLE 100MM
- SV314L 3" MALE X FEMALE THREADED TUBE NIPPLE 160MM
- SV316 3" FOAM ADAPTOR SEAL (FOR SV301 OR SV302)

EXTENSION HANDLES FOR 1 1/2" & 3" VALVES

Use with SV150X and SV300X to extend handle to required length. SV150X & SV300X handle rods are 50mm long. Add this onto extension handle length to get approx. overall handle length.

- SVXH150 VALVE EXTENSION HANDLE 150mm + NUT
- SVXH300 VALVE EXTENSION HANDLE 300mm + NUT
- SVXH600 VALVE EXTENSION HANDLE 600mm + NUT
- SVXH1000 VALVE EXTENSION HANDLE 1000mm + NUT
- SVXHNT VALVE EXTENSION HANDLE LONG JOIN NUT
- SVSXH SPARE HANDLE

For Thetford slide valves and accessories see catalogue page 64.




SV150S SHOWN WITH CAP

* OPTIONAL



SV156



SV151




SV152




SV153



SV154



SV157



SV300L

SV300C



SV301



SV302



SV303



SV304



SV305



SV306



SV307



SV308



SV309



SV313



SV314L

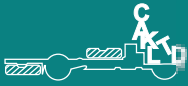


SV314C

SVCASADPT Adaptor to allow connection of a Thetford Cassette base tank to SV300 slide valve for emptying waste tank into the cassette tank.



WE NOW OFFER INSTALLATION SERVICE BY SupremeTech.co.uk



US & EURO SLIDE VALVES



ZADI GREY/RED SLIDE VALVE

Alternative valve fitted to some European Vehicles. Requires connector flanges from 3" range on page 22. Size L245mm x W115mm x T21mm

- SVZ242973 ZADI 3" SLIDE VALVE CARTRIDGE
- SVZ242970 ZADI 3" VALVE BLADE SEAL



242973



242976

ZADI AIR OPERATED SLIDE VALVE

Fitted to buses, coaches and specialist vehicles. Fitted with 20MM Dia air cylinder with connectors for 6mm nylon air tubing, 10 BAR MAX. Requires connector flanges from 3" range on page 22. Size L360mm x W115mm x T33mm

- SVZ242976 ZADI AIR OPERATED 3" SLIDE VALVE CARTRIDGE



24709



24736

AIR OPERATED US SLIDE VALVE

Fitted to buses, coaches and specialist vehicles. Fitted with 20MM Dia air cylinder with connectors for 6mm nylon air tubing, 10 BAR MAX. Requires connector flanges from Valterra 3" range on this page. Size L400mm x W110mm x T28mm

- SVAL24736 AIR OPERATED 3" US SIZE SLIDE VALVE CARTRIDGE

CABLE OPERATED SLIDE VALVE

Cable operated slide valve suitable for installation in difficult to reach positions without direct line of sight where straight rod extended handle valves would not be suitable. Requires connector flanges from Valterra 1 1/2" or 3" range on this page.

- SVAL24709 1 1/2" CABLE OPERATED VALTERRA SLIDE VALVE
- SVAL24739 3" CABLE OPERATED VALTERRA SLIDE VALVE

1 1/2" VALTERRA US RV SLIDE DRAIN VALVE SPARES

As fitted on numerous US Recreational Vehicles to fresh or grey waste tanks for quick emptying. Just pull on handle to open the blade valve. Installed by fixing tank adaptor flange to tank with large self-tapping screws or bolts sealed with silicone sealant. Valve can be fixed to adaptor by solvent cement (plumbing glue) in a position to suit easy access for emptying.

- SVAL242942 1 1/2" VALTERRA TANK CONNECTION FLANGE
- SVAL24700 1 1/2" VALTERRA WASTE VALVE CARTRIDGE
- SVAL24711 1 1/2" FLANGE FITTING, HUB FOR 1 1/2" GATE VALVE
- SVAL24713 1 1/2" VALTERRA Mounting flange with collar and 1 1/2" Male thread
- SVAL24714 1 1/2" VALTERRA BAYONET VALVE FLANGE
- SVAL24716 1 1/2" BAYONET STRAIGHT 38MM HOSE ADAPTOR
- SVAL24721 1 1/2" VALTERRA BAYONET CAP
- SVAL24722 1 1/2" VALTERRA VALVE BLADE SEAL



24700



24711



24713



242942



24714



24716



24721



24731



39513

- H5S 1 1/2" SUPAFLEX BLACK WASTE HOSE (see page 24)

3" VALTERRA US RV SLIDE DRAIN VALVE SPARES

Larger valve fitted on numerous US Recreational Vehicles to black water toilet waste tanks for quick emptying. Just pull on handle to open the blade valve. Installed by fixing tank adaptor flange to tank with large self-tapping screws or bolts sealed with silicone sealant. Valve can be fixed to adaptor by solvent cement (plumbing glue) in a position to suit easy access for emptying.

- SVAL24731 VALTERRA 3" VALVE COMPLETE
- SVAL24740 FLANGE FITTING 1, 3" SPIGOT MALE SLIP outer dia 89mm
- SVAL24741 FLANGE FITTING 2, 3" hub for 3" gate valve
- SVAL24742 FLANGE FITTING 1, 3" FEMALE THREAD
- SVAL24743 FLANGE FITTING 3" MALE THREAD
- SVAL24744 FLANGE FITTING 3" BAYONET ADAPTOR
- SVAL24752 3" VALTERRA VALVE BLADE SEAL
- SVAL39402 VALTERRA 45 DEG HOSE ADAPTOR
- SVAL39452 VALTERRA 3" BAYONET CAP
- SVAL39513 VALTERRA 3" VALVE CARTRIDGE ONLY
- SVAL56233 VALTERRA STRAIGHT HOSE ADAPTOR
- SVAL88304 VALTERRA 1 1/2" FLANGE TO 3" BAYONET ADAPTOR
- SVAL88302 VALTERRA 40MM MALE PIPE TO 3" BAYONET ADAPTOR
- SVAL88303 VALTERRA 40MM FEMALE SOCKET TO 3" BAYONET ADAPTOR
- SVAL88301 ADAPTOR 3" US TO EURO VALVE



24740



24741



24742



24743



24744



39402



39452



56233



88304

SUPADRAIN METAL LEVER HANDLE BALL VALVES

Nickel plated metal ball valves for the isolation of fresh or waste water. Use with various threaded connectors from the Supadrain, Megadrain ranges & on pages 20, 21 & 24 in this section to attach to your system. Handle design may vary between sizes.

- SDT075M METAL BALL VALVE 1/2" BSP FEMALE THREADS
- SDT100M METAL BALL VALVE 1" BSP FEMALE THREADS
- SDT125M METAL BALL VALVE 1 1/4" BSP FEMALE THREADS




SDT075M



88303



88301



88302

WE NOW OFFER INSTALLATION SERVICE BY SupremeTech.co.uk



0844 414 2324



0844 414 2425